


40 Creative Projects To Sew, Embroider, Weave, Wrap, And Tie



Stitch and String Lab for Kids: 40+ Creative Projects to Sew, Embroider, Weave, Wrap, and Tie by Cassie Stephens

★★★★☆ 4.8 out of 5

Language : English
File size : 34708 KB
Text-to-Speech : Enabled
Screen Reader : Supported
Enhanced typesetting : Enabled
X-Ray : Enabled
Print length : 144 pages



If you're looking for a creative outlet, there are endless possibilities when it comes to sewing, embroidery, weaving, wrapping, and tying. These crafts can be used to create a wide variety of items, from clothing and accessories to home décor and gifts. Whether you're a beginner or an experienced crafter, there's sure to be a project here that will inspire you.

Sewing

Sewing is a versatile craft that can be used to create a wide variety of items. From simple garments to complex quilts, there's no limit to what you can create with a sewing machine. Here are a few ideas to get you started:

- **Quilting:** Quilting is a great way to use up scraps of fabric and create a beautiful and functional work of art. There are many different quilting patterns to choose from, so you can find one that suits your taste.

- **Clothing:** Sewing your own clothes is a great way to save money and express your personal style. There are many different patterns available, so you can find one for any garment you want to make.
- **Accessories:** Sewing can also be used to create a variety of accessories, such as bags, hats, and scarves. These projects are relatively simple to make, and they're a great way to add a personal touch to your wardrobe.

Embroidery

Embroidery is a beautiful and delicate craft that can be used to add embellishments to clothing, accessories, and home décor. There are many different embroidery stitches to choose from, so you can create a wide variety of designs. Here are a few ideas to get you started:

- **Crewel embroidery:** Crewel embroidery is a type of embroidery that uses wool yarn to create intricate designs. This stitch is often used to embellish clothing and accessories.
- **Cross-stitch:** Cross-stitch is a popular type of embroidery that uses X-shaped stitches to create images and designs. This stitch is often used to create samplers and wall hangings.
- **Needlepoint:** Needlepoint is a type of embroidery that uses a canvas to create intricate designs. This stitch is often used to create pillows, rugs, and other home décor items.

Weaving

Weaving is a versatile craft that can be used to create a variety of textiles, such as fabric, rugs, and baskets. There are many different weaving

techniques to choose from, so you can find one that suits your interests and skill level. Here are a few ideas to get you started:

- **Loom weaving:** Loom weaving is a type of weaving that uses a loom to create fabric. There are many different types of looms available, so you can find one that is suitable for your needs.
- **Tapestry weaving:** Tapestry weaving is a type of weaving that uses a weft-faced technique to create images and designs. This stitch is often used to create wall hangings and other decorative items.
- **Basket weaving:** Basket weaving is a type of weaving that uses natural materials, such as reeds, willow, and raffia, to create baskets and other containers.

Wrapping

Wrapping is a versatile craft that can be used to create a variety of items, such as gifts, decorations, and jewelry. There are many different wrapping techniques to choose from, so you can find one that suits your taste and the occasion. Here are a few ideas to get you started:

- **Furoshiki:** Furoshiki is a Japanese wrapping technique that uses a square of fabric to wrap gifts and other items. This technique is both beautiful and functional.
- **Origami:** Origami is a Japanese paper folding technique that can be used to create a variety of shapes and objects. Origami can be used to wrap gifts, create decorations, and make jewelry.
- **Macrame:** Macrame is a knotting technique that can be used to create a variety of items, such as jewelry, wall hangings, and plant hangers.

Macrame is a great way to add a boho touch to your home décor.

Tying

Tying is a simple but versatile craft that can be used to create a variety of items, such as jewelry, accessories, and home décor. There are many different tying techniques to choose from, so you can find one that suits your needs and the project you're working on. Here are a few ideas to get you started:

- **Macrame:** Macrame is a knotting technique that can be used to create a variety of items, such as jewelry, wall hangings, and plant hangers. Macrame is a great way to add a boho touch to your home décor.
- **Kumihimo:** Kumihimo is a Japanese braiding technique that can be used to create cords, bracelets, and other accessories. Kumihimo is a great way to add a unique touch to your jewelry and accessories.
- **Tatting:** Tatting is a lace-making technique that uses a shuttle to create intricate patterns. Tatting can be used to create a variety of items, such as ties, bookmarks, and jewelry.

These are just a few ideas to get you started on your creative journey. There are endless possibilities when it comes to sewing, embroidery, weaving, wrapping, and tying. So get creative and have fun!



Stitch and String Lab for Kids: 40+ Creative Projects to Sew, Embroider, Weave, Wrap, and Tie by Cassie Stephens


★★★★☆ 4.8 out of 5

Language : English
File size : 34708 KB
Text-to-Speech : Enabled
Screen Reader : Supported

Enhanced typesetting : Enabled
X-Ray : Enabled
Print length : 144 pages


FREE

DOWNLOAD E-BOOK



The Comprehensive Step-by-Step Guide to Jewelry Making: Unleash Your Creativity

Jewelry making is a rewarding and creative hobby that allows you to express your personal style and create unique pieces. Whether...



Unveiling the Rich Theatrical Tapestry of Russia: A Journey Through Its Past

Origins and Early Development The genesis of Russian theater can be traced back to the 10th century, with the emergence of "skomorokhs,"...