

How to Get Custody of Your Dog


The legal process for getting custody of your dog will vary depending on your state. However, there are some general steps that you will need to follow:

1. **File a petition for custody.** This petition will need to be filed with the court in the county where you live. The petition should include information about you, your dog, and the other party involved in the case.
2. **Serve the other party with the petition.** Once you have filed the petition, you will need to serve the other party with a copy of the petition and a summons. This will notify them that you are seeking custody of your dog.
3. **Attend a hearing.** The court will hold a hearing to consider your petition. At the hearing, you will need to present evidence to support your claim for custody. The other party will also have the opportunity to present evidence.
4. **The court will make a decision.** After hearing all of the evidence, the court will make a decision about who should have custody of your dog. The court will consider a number of factors when making this decision, including the best interests of the dog, the wishes of the parties involved, and the financial resources of the parties.

When you are presenting evidence to the court, you will need to show that you are a responsible and loving pet owner. You can do this by providing evidence of the following:

- **Your financial ability to care for your dog.** The court will want to know that you can afford to provide your dog with food, water, shelter, and veterinary care.
- **Your living situation.** The court will want to know that you have a safe and stable home for your dog.
- **Your experience with dogs.** The court will want to know that you have experience caring for dogs and that you are familiar with their needs.
- **Your bond with your dog.** The court will want to know that you have a strong bond with your dog and that you are committed to providing a good life for your dog.

The court hearing can be a stressful experience. However, it is important to remain calm and respectful throughout the process. The following tips can help you prepare for court:



How to Get Custody of Your Dog by Brette Sember

★★★★★ 5 out of 5

Language	: English
File size	: 449 KB
Text-to-Speech	: Enabled
Screen Reader	: Supported
Enhanced typesetting	: Enabled
Word Wise	: Enabled
Print length	: 21 pages
Lending	: Enabled


FREE

DOWNLOAD E-BOOK



- **Dress professionally.** First impressions matter, so dress in a way that shows the court that you are taking the matter seriously.
- **Be prepared to answer questions.** The judge will likely ask you questions about your relationship with your dog, your financial situation, and your living situation. Be prepared to answer these questions honestly and thoroughly.
- **Be respectful.** The judge is the ultimate decision-maker in your case. It is important to be respectful of the judge and the other party involved in the case.

Getting custody of your dog can be a difficult and emotional process. However, by following the steps outlined in this guide, you can increase your chances of success.



How to Get Custody of Your Dog by Brette Sember


★★★★★ 5 out of 5

Language	: English
File size	: 449 KB
Text-to-Speech	: Enabled
Screen Reader	: Supported
Enhanced typesetting	: Enabled
Word Wise	: Enabled
Print length	: 21 pages
Lending	: Enabled

FREE

DOWNLOAD E-BOOK





The Comprehensive Step-by-Step Guide to Jewelry Making: Unleash Your Creativity

Jewelry making is a rewarding and creative hobby that allows you to express your personal style and create unique pieces. Whether...



Unveiling the Rich Theatrical Tapestry of Russia: A Journey Through Its Past

Origins and Early Development The genesis of Russian theater can be traced back to the 10th century, with the emergence of "skomorokhs,"...