


Immerse Yourself in the Timeless Charm of the Two Toned Reversible Afghan: A Vintage Crochet Masterpiece

Embark on a Nostalgic Journey

Welcome to the captivating world of vintage crochet, where time-honored techniques weave tales of warmth, comfort, and timeless elegance. Among the cherished heirlooms of this exquisite art form is the Two Toned Reversible Afghan, a versatile and alluring creation that invites you to experience the enduring beauty of craftsmanship.



Two Toned Reversible Afghan Vntage Crochet Pattern

★★★★★ 5 out of 5

Language : English
File size : 355 KB
Text-to-Speech : Enabled
Screen Reader : Supported
Enhanced typesetting: Enabled
Print length : 7 pages
Lending : Enabled



Unveiling the History and Appeal

The roots of the Two Toned Reversible Afghan can be traced back to the mid-century, an era marked by a resurgence of interest in traditional crafts. This particular pattern gained immense popularity due to its ingenious design that showcased the artistry of crocheters from all walks of life.

The key to its allure lies in its versatility and adaptability. The reversible nature of the afghan allows for two distinct looks, offering endless possibilities for home décor. Its combination of intricate stitches and delicate colorwork creates a visually stunning masterpiece that complements any room, whether it's a cozy living room or a cheerful bedroom.

Learning the Craft: A Step-by-Step Guide

Embarking on the creation of a Two Toned Reversible Afghan is a rewarding endeavor that invites both beginners and experienced crocheters alike to explore their creativity. To assist you in this journey, we present a comprehensive guide that breaks down the pattern into manageable steps:

Materials You'll Need:

- Medium worsted weight yarn in two complementary colors (approx. 1500 yards total)
- Crochet hook size H (5mm)
- Yarn needle for weaving in ends

Step 1: The Foundation

Begin by chaining 120 stitches. Join the chain with a slip stitch to form a ring.

Step 2: Creating the Reversible Pattern

Row 1: *Single crochet (sc) in the first stitch, double crochet (dc) in the next stitch. Repeat from * around the chain.

Row 2: *Sc in the sc, dc in the dc. Repeat from * around the round.

Continue alternating Rows 1 and 2 until the desired length is reached.

Step 3: Changing Colors

To create the two-toned effect, you'll need to switch colors every few rows. Simply cut the yarn and attach the new color at the beginning of the next row.

Step 4: Shaping the Afghan

To give the afghan its shape, you'll need to decrease the number of stitches gradually as you work your way across the rows. Follow these steps:

- Row 1: Decrease twice in a row by sc in the next two stitches.
- Row 2: Sc in each stitch across.
- Repeat Rows 1 and 2 until there are only a few stitches remaining.

Step 5: Finishing Touches

Once you've completed the shaping, fasten off the yarn and weave in any loose ends. You can add a fringe or tassels around the edges for a decorative touch.

Inspiration Gallery: A Tapestry of Colors and Creations

To spark your imagination, we've gathered a vibrant collection of Two Toned Reversible Afghans created by talented crocheters around the world. These visual masterpieces showcase the endless possibilities of color combinations and design variations:









Preserving the Craft: Tips for Care and Maintenance


To ensure that your Two Toned Reversible Afghan remains a cherished heirloom for years to come, follow these simple care tips:

- Hand wash or machine wash on a delicate cycle using cold water and a mild detergent.
- Avoid using bleach or harsh chemicals.

- Lay flat to dry or tumble dry on low heat.
- Store the afghan in a cool, dry place away from direct sunlight.

: A Timeless Treasure to Cherish

The Two Toned Reversible Afghan is more than just a crochet pattern; it's a testament to the enduring power of tradition and the beauty that can be created with skill and imagination. Whether you're a seasoned crocheter seeking a new challenge or a novice eager to embark on a nostalgic journey, this heirloom pattern invites you to create a timeless treasure that will bring warmth, comfort, and a touch of vintage charm to your home for generations to come.




Two Toned Reversible Afghan Vntage Crochet Pattern

★★★★★ 5 out of 5


Language : English
File size : 355 KB
Text-to-Speech : Enabled
Screen Reader : Supported
Enhanced typesetting : Enabled
Print length : 7 pages
Lending : Enabled





The Comprehensive Step-by-Step Guide to Jewelry Making: Unleash Your Creativity

Jewelry making is a rewarding and creative hobby that allows you to express your personal style and create unique pieces. Whether...



Unveiling the Rich Theatrical Tapestry of Russia: A Journey Through Its Past

Origins and Early Development The genesis of Russian theater can be traced back to the 10th century, with the emergence of "skomorokhs,"...