


Learn How To Describe What You See With Bilingual Text In English Portuguese As

In the realm of communication, the ability to accurately and vividly describe what you see is a valuable skill that can enhance understanding, foster connections, and broaden your horizons. Whether you're a language learner, a traveler, or simply someone who wants to improve their descriptive abilities, incorporating bilingual text in English and Portuguese can be a powerful tool to achieve this goal.



1 - Portuguese - Learn Portuguese with Art: Learn how to describe what you see, with bilingual text in English Portuguese, as you explore beautiful artwork.

by Edvânia Voitzszn

★★★★★ 5 out of 5

Language : English
File size : 5674 KB
Text-to-Speech : Enabled
Screen Reader : Supported
Enhanced typesetting : Enabled
Print length : 17 pages



By pairing words and phrases from both languages, you not only expand your vocabulary but also gain a deeper understanding of the nuances and subtleties of each language. This cross-cultural approach not only enhances your communication skills but also fosters a deeper appreciation for the richness and diversity of human expression.

Visual Description: A Foundation for Accuracy

The foundation of effective description lies in the ability to accurately capture what you see. Start by observing the scene or object in front of you, paying attention to its details, colors, shapes, and textures. Use precise and specific language to convey your observations, avoiding vague or general terms.

Example: The tall building in the distance has a sleek, glass facade that reflects the sunlight like a mirror.

Exemplo: O edifício alto ao longe tem uma fachada lisa de vidro que reflete a luz do sol como um espelho.

Enhancing Your Vocabulary

Expanding your vocabulary is crucial for effective description. Bilingual text provides an excellent opportunity to enrich your vocabulary in both English and Portuguese. Pay attention to the different words and phrases used to describe similar concepts, noting the subtle differences in meaning and usage.

Example: The sky is a beautiful shade of azure, with wispy cirrus clouds drifting lazily across its surface.

Exemplo: O céu está em um belo tom de azul-celeste, com nuvens cirros tênues vagando preguiçosamente por sua superfície.

Cultural Context: Adding Depth and Meaning

Incorporating cultural context into your descriptions can add depth and meaning to your communication. By understanding the cultural significance

of certain objects, colors, or symbols, you can convey a more nuanced and accurate portrayal.

Example: The traditional Portuguese tiles, known as azulejos, depict intricate scenes from history and mythology, adding a touch of cultural heritage to the building's facade.


Exemplo: Os tradicionais azulejos portugueses retratam cenas intrincadas da história e da mitologia, adicionando um toque de herança cultural à fachada do edifício.

Practice Makes Perfect: Tips for Improvement

Regular practice is key to improving your descriptive skills. Here are some tips to help you along the way:

- **Observe and Describe:** Practice describing your surroundings, both in English and Portuguese. Pay attention to the details and strive to convey them accurately.
- **Read Bilingual Texts:** Immerse yourself in bilingual texts to expand your vocabulary and learn how native speakers describe their observations.
- **Write Descriptive Passages:** Write short descriptive passages in both languages, using the techniques discussed in this article.
- **Seek Feedback:** Ask native speakers or language teachers to review your descriptions and provide feedback on your accuracy and cultural appropriateness.

Describing what you see with bilingual text in English and Portuguese is a rewarding and enriching experience that enhances your communication skills, expands your vocabulary, and fosters cross-cultural understanding. By embracing the nuances and richness of both languages, you empower yourself to convey your observations with accuracy, vividness, and cultural sensitivity. So, next time you want to describe something you see, embrace the power of bilingualism and let the words flow effortlessly from your tongue.



1 - Portuguese - Learn Portuguese with Art: Learn how to describe what you see, with bilingual text in English Portuguese, as you explore beautiful artwork.

by Edvânia Voitzszn


★★★★★ 5 out of 5

Language : English
File size : 5674 KB
Text-to-Speech : Enabled
Screen Reader : Supported
Enhanced typesetting : Enabled
Print length : 17 pages

FREE

DOWNLOAD E-BOOK





The Comprehensive Step-by-Step Guide to Jewelry Making: Unleash Your Creativity

Jewelry making is a rewarding and creative hobby that allows you to express your personal style and create unique pieces. Whether...



Unveiling the Rich Theatrical Tapestry of Russia: A Journey Through Its Past

Origins and Early Development The genesis of Russian theater can be traced back to the 10th century, with the emergence of "skomorokhs,"...