


# Overcoming Dyslexia with Pictures: A Revolutionary Approach to Easier Spelling and Reading

Dyslexia, a common learning disorder, affects an estimated 5-10% of the population. Individuals with dyslexia struggle with reading, writing, and spelling due to difficulty processing information in the traditional way. However, innovative techniques, such as the use of pictures, have emerged as powerful tools to assist individuals with dyslexia in overcoming their challenges.

## The Multisensory Approach: Using Pictures to Enhance Learning

Dyslexia often stems from difficulty with phonological processing, which involves linking sound to letters. Traditional teaching methods rely heavily on this phonological approach, but individuals with dyslexia often find it challenging. Pictures, on the other hand, offer a multisensory experience that bypasses phonological difficulties and targets the visual pathways in the brain.



## Overcoming Dyslexia with Pictures: For Easier Spelling & Reading by D M Baker

★★★★☆ 4.4 out of 5

Language	: English
File size	: 1620 KB
Text-to-Speech	: Enabled
Screen Reader	: Supported
Enhanced typesetting	: Enabled
Word Wise	: Enabled
Print length	: 54 pages
Lending	: Enabled
Paperback	: 30 pages

Item Weight : 3.36 ounces  
Dimensions : 8.5 x 0.07 x 11 inches



Using pictures in combination with words creates a multisensory association between the written word, its sound, and its meaning. This connection enhances the learning process by providing students with alternative pathways to access information and strengthen their understanding.

### **Spelling with Pictures: Breaking Down Words into Visual Components**

When it comes to spelling, pictures can be particularly helpful. Each sound or letter in a word can be represented with a corresponding picture, creating a visual map of the word. This method, known as picture spelling, provides students with a concrete reference for the sound-letter relationship.

For example, the word "cat" can be spelled using pictures of a kitten for the sound "c," an aquarium for the sound "a," and a tree for the sound "t." As students spell words with pictures, they develop a stronger visual memory for the sequence of letters.

### **Reading with Pictures: Visualizing Storylines and Comprehension**

In addition to spelling, pictures can also enhance comprehension in reading. By incorporating pictures into stories, students with dyslexia can visualize the characters, settings, and events. This visual support helps them make connections between words and concepts, improving their overall understanding of the text.

Moreover, pictures can break down complex storylines into manageable chunks. They serve as visual cues that allow students to follow the sequence of events and grasp the main ideas of a story. This visual scaffolding can significantly reduce the cognitive load for individuals with dyslexia.

## **The Role of Technology: Leveraging Digital Tools for Dyslexia Support**

Technology has played a crucial role in advancing the use of pictures to support dyslexia. Digital tools, such as interactive whiteboards, tablets, and specialized software, provide students with a versatile and interactive learning environment.

These tools allow for the easy incorporation of pictures into lessons, providing students with immediate visual feedback. They also enable students to engage in multisensory activities, such as drawing, highlighting, and manipulation of text and images.

## **Case Studies and Evidence-Based Research**


The effectiveness of using pictures to overcome dyslexia has been supported by numerous case studies and research findings. For instance, a study published in the journal "Dyslexia" found that students who used picture spelling showed significant improvements in their spelling accuracy.

Another study, published in the "Journal of Educational Psychology," revealed that students with dyslexia who read stories with visual aids demonstrated improved comprehension and vocabulary retention.

## : Embracing a Picture-Based Approach to Empower Individuals with Dyslexia

Overcoming dyslexia requires a tailored approach that addresses the unique challenges faced by individuals with this learning disorder. Utilizing pictures as a key component of instruction offers a powerful and effective solution.

By incorporating pictures into spelling and reading activities, individuals with dyslexia can build stronger visual associations, improve their comprehension, and overcome the traditional barriers that have hindered their learning journey. Through this innovative approach, we can empower individuals with dyslexia to unlock their full potential and achieve academic success.



### Overcoming Dyslexia with Pictures: For Easier Spelling & Reading by D M Baker


★★★★☆ 4.4 out of 5

Language	: English
File size	: 1620 KB
Text-to-Speech	: Enabled
Screen Reader	: Supported
Enhanced typesetting	: Enabled
Word Wise	: Enabled
Print length	: 54 pages
Lending	: Enabled
Paperback	: 30 pages
Item Weight	: 3.36 ounces
Dimensions	: 8.5 x 0.07 x 11 inches

FREE


DOWNLOAD E-BOOK





## The Comprehensive Step-by-Step Guide to Jewelry Making: Unleash Your Creativity

Jewelry making is a rewarding and creative hobby that allows you to express your personal style and create unique pieces. Whether...



## Unveiling the Rich Theatrical Tapestry of Russia: A Journey Through Its Past

Origins and Early Development The genesis of Russian theater can be traced back to the 10th century, with the emergence of "skomorokhs,"...