


# The Comprehensive Guide to Breeding, Caring for, and Raising Kinder Goats: A Journey from Birth to Adulthood



The Ultimate Guide To Training Kinder Goats: The Step By Step Guide To Breeding, Caring And Raising Kinder Goats Plus Kinder Goat Food, Care And Health

**Instructions** by Rita Flôres

★★★★★ 5 out of 5

Language : English  
File size : 834 KB  
Text-to-Speech : Enabled  
Screen Reader : Supported  
Enhanced typesetting : Enabled  
Print length : 15 pages  
Lending : Enabled



Kinder goats, known for their gentle nature and petite size, are an increasingly popular choice for homesteaders and small-scale farmers. However, breeding and raising these adorable animals require a dedicated understanding of their specific needs and care. This comprehensive guide will provide you with a step-by-step approach, from breeding and pregnancy through the stages of newborn care, kid rearing, and the transition to adulthood, to help you ensure the well-being and optimal growth of your Kinder goats.

## Breeding and Pregnancy

### Selecting Breeding Stock

Choosing healthy, quality breeding stock is crucial for successful breeding. Look for goats that exhibit desirable traits, such as strong conformation, good temperament, and freedom from genetic defects.

## **Breeding Season and Estrus Cycle**

Kinder goats typically have a breeding season from late summer to early fall. The estrus cycle lasts approximately 21 days, with breeding most successful during the first 12 hours of standing heat.

## **Breeding Techniques**

Natural breeding and artificial insemination are two common breeding techniques. With natural breeding, a buck is introduced to a group of does. For artificial insemination, semen is collected from a buck and inseminated into the doe using specialized equipment.

## **Pregnancy Management**

Gestation lasts approximately 145-155 days. Proper nutrition and regular veterinary checkups are essential for maintaining the health of the pregnant doe and ensuring a healthy pregnancy.

## **Newborn Care**

### **Labor and Delivery**

Most does will require minimal assistance during labor and delivery. However, be prepared to intervene if necessary. Ensure a clean and comfortable birthing environment.

### **Colostrum Feeding**

Colostrum, the first milk produced by the doe, is vital for newborn kids. It provides essential antibodies and nourishment. Kids should receive colostrum within the first few hours of life.

## **Hypothermia Prevention**

Newborn kids are susceptible to hypothermia. Provide a warm and dry environment, such as a heated barn or a heat lamp.

## **Bottle Feeding**

In cases where the doe is unable to nurse her kids, bottle feeding may be necessary. Use a specifically formulated goat milk replacer and follow feeding instructions carefully.

## **Kid Rearing**

### **Housing and Shelter**

Kids require a clean and well-ventilated housing environment. Provide adequate bedding and protection from extreme weather conditions.

### **Feeding and Nutrition**

After the colostrum stage, kids can be gradually introduced to solid feed, such as hay, grain, and fresh browse. Ensure a balanced diet to meet their nutritional needs.

### **Health Management**

Regular worming and vaccinations are essential for maintaining the health of young goats. Consult with a veterinarian to establish a vaccination and deworming schedule.

## **Socialization and Training**

Socialization and training are crucial for kid development. Handle kids frequently and introduce them to other animals and humans in a positive manner.

## **Transition to Adulthood**

### **Weaning**

Kids are typically weaned around 3-4 months of age. Gradually reduce milk intake while increasing solid feed to facilitate the transition.

### **Pasture Management**

As goats reach adulthood, they require access to adequate pasture and grazing areas. Rotate pastures to prevent overgrazing and maintain forage quality.

### **Breeding and Reproduction**

Does can begin breeding as early as 8 months of age, while bucks reach sexual maturity around 6 months. Monitor breeding behavior and keep track of heat cycles to ensure successful breeding.

### **Health and Care for Adults**


Adult goats require regular health checkups, vaccinations, and hoof trimming. Provide a balanced diet, clean water, and a stress-free environment to ensure their well-being.

By following this comprehensive guide, you can confidently embark on the rewarding journey of breeding, caring for, and raising Kinder goats. From the excitement of breeding and pregnancy to the challenges and joys of

newborn care, kid rearing, and the transition to adulthood, each stage presents unique opportunities for growth and learning. Remember to prioritize the health, well-being, and happiness of your Kinder goats, and you will be rewarded with a thriving herd that brings endless joy and fulfillment.

## Additional Resources

- Kinder Goat Association
- University of Minnesota Extension - Kinder Goats
- Goat World - Kinder Goats: A Gentle and Loving Breed




## The Ultimate Guide To Training Kinder Goats: The Step By Step Guide To Breeding, Caring And Raising Kinder Goats Plus Kinder Goat Food, Care And Health

**Instructions** by Rita Flôres

★★★★★ 5 out of 5

Language : English  
File size : 834 KB  
Text-to-Speech : Enabled  
Screen Reader : Supported  
Enhanced typesetting : Enabled  
Print length : 15 pages  
Lending : Enabled





## The Comprehensive Step-by-Step Guide to Jewelry Making: Unleash Your Creativity

Jewelry making is a rewarding and creative hobby that allows you to express your personal style and create unique pieces. Whether...



## Unveiling the Rich Theatrical Tapestry of Russia: A Journey Through Its Past

Origins and Early Development The genesis of Russian theater can be traced back to the 10th century, with the emergence of "skomorokhs,"...