


The Inside Guide to Applying and Succeeding in International Relations and Public Policy

Applying to graduate school in international relations or public policy can be a daunting task. With so many different programs to choose from, it can be difficult to know where to start. And once you've chosen a program, the application process itself can be equally daunting. This guide will provide you with everything you need to know about applying to and succeeding in international relations and public policy programs.



Wonk University: The Inside Guide to Apply and Succeed in International Relations and Public Policy Graduate Schools

★★★★★ 5 out of 5

Language	: English
File size	: 3845 KB
Text-to-Speech	: Enabled
Screen Reader	: Supported
Enhanced typesetting	: Enabled
Word Wise	: Enabled
Print length	: 166 pages
Lending	: Enabled



Choosing the Right Program

The first step in applying to graduate school is choosing the right program. This can be a difficult decision, as there are many different factors to consider. Here are a few things to keep in mind when making your decision:

- **Your interests.** What areas of international relations or public policy are you most interested in? Do you want to study a particular region of the world? A particular issue area? Make sure to choose a program that offers coursework and research opportunities in your areas of interest.
- **Your career goals.** What do you want to do with your degree in international relations or public policy? Do you want to work in government? Non-profit organizations? The private sector? Make sure to choose a program that will provide you with the skills and knowledge you need to achieve your career goals.
- **The program's reputation.** How is the program ranked? What is its placement rate? What kind of resources does it offer? Make sure to research the program thoroughly before you apply.
- **The location.** Where is the program located? Do you want to live in a big city? A small town? A foreign country? Make sure to choose a program that is located in a place where you want to live.
- **The cost.** How much does the program cost? Can you afford it? Make sure to research the cost of the program and explore your financing options before you apply.

The Application Process

Once you've chosen a program, the next step is to apply. The application process can vary from program to program, but there are some general steps that you will need to follow:

1. **Submit your transcripts.** You will need to submit your official transcripts from all of your previous colleges and universities.

2. **Take the GRE or GMAT.** Most international relations and public policy programs require applicants to take the GRE or GMAT. These exams are designed to measure your verbal, quantitative, and analytical skills.
3. **Write a personal statement.** The personal statement is your opportunity to tell the admissions committee why you are interested in the program and why you are a good fit for it. Be sure to highlight your qualifications and experience, and explain how your interests and career goals align with the program's mission.
4. **Write a CV/resume.** Your CV/resume should list your education, work experience, skills, and accomplishments. Be sure to tailor your CV/resume to the specific program you are applying to.
5. **Get letters of recommendation.** You will need to submit letters of recommendation from professors, employers, or other individuals who can speak to your academic and professional abilities.
6. **Submit your application.** Once you have completed all of the required materials, you can submit your application to the program. Be sure to submit your application by the deadline.

The Interview

If you are invited to interview for a program, congratulations! This is a great opportunity to learn more about the program and to make a good impression on the admissions committee. Here are a few tips for interviewing:

- **Do your research.** Before your interview, be sure to research the program and the faculty. This will help you to answer questions intelligently and to demonstrate your interest in the program.

- **Practice your answers.** Take some time to practice answering common interview questions. This will help you to feel more confident and prepared during your interview.
- **Dress professionally.** First impressions matter, so be sure to dress professionally for your interview.
- **Be yourself.** The most important thing is to be yourself and to let the admissions committee get to know the real you.


Succeeding in Graduate School

Once you've been accepted to a program, congratulations! The hard work is not over yet, but you are now one step closer to achieving your career goals. Here are a few tips for succeeding in graduate school:

- **Take your classes seriously.** Graduate school is a challenging academic environment, so it is important to take your classes seriously. Attend class regularly, participate in discussions, and complete all of your assignments on time.
- **Get involved in research.** Research is an important part of graduate school. It will help you to develop your critical thinking skills and to learn more about your areas of interest. Talk to your professors about research opportunities and consider joining a research team.
- **Network with your classmates and professors.** Networking is an important part of graduate school. Get to know your classmates and professors, and attend events and conferences to meet other people in your field.
- **Take care of yourself.** Graduate school can be a stressful experience, so it is important to take care of yourself. Eat healthy, get enough

sleep, and exercise regularly.


Applying to and succeeding in international relations and public policy programs can be a challenging but rewarding experience. By following the tips in this guide, you can increase your chances of success. Good luck!



Wonk University: The Inside Guide to Apply and Succeed in International Relations and Public Policy Graduate Schools


★★★★★ 5 out of 5

Language	: English
File size	: 3845 KB
Text-to-Speech	: Enabled
Screen Reader	: Supported
Enhanced typesetting	: Enabled
Word Wise	: Enabled
Print length	: 166 pages
Lending	: Enabled



The Comprehensive Step-by-Step Guide to Jewelry Making: Unleash Your Creativity

Jewelry making is a rewarding and creative hobby that allows you to express your personal style and create unique pieces. Whether...



Unveiling the Rich Theatrical Tapestry of Russia: A Journey Through Its Past

Origins and Early Development The genesis of Russian theater can be traced back to the 10th century, with the emergence of "skomorokhs,"...