


The Ultimate Guide on How to Draw Doodles: Tools, Tips, Techniques, Styles, and Patterns

Welcome to the world of doodling, where creativity and self-expression take center stage! Doodling, an art form often associated with idle moments, has evolved into a popular pastime and a therapeutic activity for individuals of all ages.



DOODLE ART FOR BEGINNERS: Guide On How To Draw Doodles, Tools, Tips, Techniques, Styles And Patterns by Jorge Madriz

★★★★☆ 4 out of 5

Language : English
File size : 2118 KB
Text-to-Speech : Enabled
Screen Reader : Supported
Enhanced typesetting : Enabled
Print length : 17 pages
Lending : Enabled



Whether you're a seasoned artist or a curious beginner, this comprehensive guide will provide you with the essential tools, techniques, styles, and patterns to elevate your doodles from simple scribbles to captivating works of art.

Essential Doodling Tools

Before embarking on your doodling journey, it's crucial to gather the necessary tools that will enhance your experience. Here's a list of essential

items to have on hand:

- **Paper:** Smooth, high-quality paper is the foundation for precise and detailed doodles. Consider using sketchbooks, drawing pads, or even blank printer paper.
- **Pens and Pencils:** Experiment with various pens and pencils to discover which types suit your style best. Ballpoint pens, felt-tip pens, and pencils offer different line widths and textures.
- **Markers:** Colorful markers can add vibrant hues and depth to your doodles. Choose from a range of colors and tip sizes to create eye-catching effects.

Essential Doodling Techniques

Mastering essential doodling techniques will help you create more intricate and visually appealing doodles. Here are some techniques to practice:

- **Freehand Drawing:** Let your hand guide the pen or pencil as you draw fluid lines and shapes without relying on rulers or stencils.
- **Zentangling:** This meditative art form involves creating intricate patterns by repeating simple, structured designs.
- **Shading:** Use different pressure and line variations to create depth and dimension in your doodles.

Exploring Doodling Styles

Doodling styles are as diverse as the individuals who create them. Explore different styles to find your artistic voice:

- **Abstract:** Non-representational doodles that focus on shapes, colors, and textures.
- **Representational:** Doodles that depict recognizable objects, people, or scenes.
- **Cartoonish:** Exaggerated and humorous doodles that often feature characters and scenes with a touch of satire.
- **Mandala:** Symmetrical, circular doodles inspired by Eastern art and spirituality.

Mastering Doodling Patterns

Incorporating patterns into your doodles adds a touch of complexity and visual interest. Here are some patterns to try:

- **Geometric:** Patterns based on regular shapes, angles, and lines.
- **Organic:** Patterns inspired by nature, such as leaves, flowers, and animal prints.
- **Tessellations:** Patterns that repeat seamlessly and cover a surface without gaps.
- **Fractals:** Self-similar patterns that exhibit similar patterns at different scales.

Tips for Aspiring Doodlers

To enhance your doodling skills, keep these tips in mind:

- **Relax:** Doodling should be enjoyable, so relax and let your creativity flow.

- **Use Reference Images:** Study real objects or images for inspiration and accuracy.
- **Experiment:** Don't be afraid to try different tools, techniques, and styles to find what works best for you.
- **Practice Regularly:** Consistent doodling will improve your skills and confidence.


Doodling is a versatile art form that encourages imagination, self-expression, and relaxation. By following the tips, techniques, and styles described in this guide, you'll have the tools and knowledge to elevate your doodles into captivating works of art. So grab your pens and paper, let your creativity soar, and enjoy the endless possibilities of the doodling world!

Image ALT Attributes and SEO Title

Image ALT Attribute



SEO Title




DOODLE ART FOR BEGINNERS: Guide On How To Draw Doodles, Tools, Tips, Techniques, Styles And Patterns by Jorge Madriz

★★★★☆ 4 out of 5

Language : English
File size : 2118 KB
Text-to-Speech : Enabled
Screen Reader : Supported
Enhanced typesetting : Enabled
Print length : 17 pages
Lending : Enabled

FREE

DOWNLOAD E-BOOK



The Comprehensive Step-by-Step Guide to Jewelry Making: Unleash Your Creativity

Jewelry making is a rewarding and creative hobby that allows you to express your personal style and create unique pieces. Whether...



Unveiling the Rich Theatrical Tapestry of Russia: A Journey Through Its Past

Origins and Early Development The genesis of Russian theater can be traced back to the 10th century, with the emergence of "skomorokhs,"...