


Your First Side Income: The Ultimate Guide to Mastering Earning



Your First Side-Income (Mastering Earning Book 1)

by David O.

★★★★☆ 4.6 out of 5

Language : English

File size : 368 KB

Text-to-Speech : Enabled

Screen Reader : Supported

Enhanced typesetting : Enabled

Word Wise : Enabled

Print length : 19 pages

Lending : Enabled



Are you tired of living paycheck to paycheck? Do you want to break free from the 9-to-5 grind? If so, then you need to start thinking about creating a side income.

A side income is a great way to supplement your regular income, pay off debt, or save for the future. It can also give you the freedom to pursue your passions or spend more time with your family.

But how do you get started with a side income? What are some of the best ways to make extra money? In this guide, we'll cover everything you need to know to create your first side income.

The Benefits of Having a Side Income

There are many benefits to having a side income, including:

- **Supplement your regular income.** A side income can help you make ends meet, pay off debt, or save for the future.
- **Break free from the 9-to-5 grind.** A side income can give you the freedom to quit your job or work fewer hours.
- **Pursue your passions.** A side income can give you the time and money to pursue your passions, such as starting a business or traveling the world.
- **Reduce financial stress.** A side income can help you reduce financial stress by giving you a safety net.

How to Get Started with a Side Income

There are many different ways to start a side income. The best option for you will depend on your skills, interests, and time commitment.

Here are a few ideas to get you started:

- **Freelance writing.** If you have a knack for writing, you can start a freelance writing business. There are many different ways to find clients, such as online job boards, social media, or networking.
- **Virtual assistant.** A virtual assistant is someone who provides administrative, technical, or creative assistance to clients from remote locations. This is a great option for people who have a lot of experience in office administration or customer service.
- **Online tutor.** If you have a particular skill or expertise, you can start an online tutoring business. This is a great option for people who have

experience in teaching or training.

- **Sell products or services online.** If you have a product or service that you can sell online, you can start an e-commerce business. This is a great option for people who are creative or have a knack for marketing.
- **Affiliate marketing.** Affiliate marketing is a way to earn commission by promoting other people's products or services. This is a great option for people who have a blog or social media following.

Tips for Success


Here are a few tips for success when starting a side income:

- **Choose something you're passionate about.** If you're not passionate about your side income, you're less likely to stick with it.
- **Set realistic goals.** Don't expect to make a lot of money overnight. Start small and gradually increase your income as you gain experience.
- **Be consistent.** The key to success is to be consistent with your efforts. Set aside a specific time each day to work on your side income.
- **Don't give up.** There will be times when you feel discouraged. But don't give up! Keep at it and you will eventually achieve your goals.

Creating a side income can be a life-changing experience. It can give you the freedom to pursue your passions, reduce financial stress, and achieve your financial goals. So what are you waiting for? Get started today!

Here are some additional resources that you may find helpful:

- 10 Side Hustles to Earn Extra Money
- How to Start a Side Hustle: 10 Things You Need to Know
- 12 Tips For Creating A Successful Side Hustle




Your First Side-Income (Mastering Earning Book 1)

by David O.

★★★★☆ 4.6 out of 5

Language : English
File size : 368 KB
Text-to-Speech : Enabled
Screen Reader : Supported
Enhanced typesetting : Enabled
Word Wise : Enabled
Print length : 19 pages
Lending : Enabled



The Comprehensive Step-by-Step Guide to Jewelry Making: Unleash Your Creativity

Jewelry making is a rewarding and creative hobby that allows you to express your personal style and create unique pieces. Whether...



Unveiling the Rich Theatrical Tapestry of Russia: A Journey Through Its Past

Origins and Early Development The genesis of Russian theater can be traced back to the 10th century, with the emergence of "skomorokhs,"...